


**Mathematics
Year 1
Set 5
Activity Book**

Mathematics

Lesson notes and Home tutor guide for this set can be viewed electronically.

Money and Chance



Set 5 Activity Book

First published 2014

Revised 2018



Except where indicated, this content is © Department of Education Western Australia 2020 and released under a Creative Commons CC BY NC licence. Before re-purposing any third party content in this resource refer to the owner of that content for permission.



creativecommons.org/licenses/by-nc-sa/4.0/au/



Australian animal fun













Investigating cents



Let's make some coin rubbings.



							
five cents		five cents		ten cents		ten cents	
5 cents	5c	_____ cents	_____c	_____ cents	_____c	_____ cents	_____c
							
twenty cents		twenty cents		fifty cents		fifty cents	
_____ cents	_____c	_____ cents	_____c	_____ cents	_____c	_____ cents	_____c





Lost cents 1





	






Lost cents 2







Finger fun



Shade the counting by five numbers in this grid.

1	2	3	4	5
6	7	8	9	10
11	12	13	14	15
16	17	18	19	20
21	22	23	24	25
26	27	28	29	30
31	32	33	34	35
36	37	38	39	40
41	42	43	44	45
46	47	48	49	50
51	52	53	54	55
56	57	58	59	60

How many fingers? Count by fives and write the answer into the box.





How many?



How many sides? Count by fives. Print the number below each shape.



--	--	--	--	--	--	--

How many petals? Count by fives. Print the numbers below each flower.



--	--	--	--	--	--



How many ladybird spots? Count by fives to find out.



How many books in one stack?

How many stacks?

How many books altogether? Use your skills to find out.






































Skip counting cents



















Shade the 5c coins to show how many you used to equal 10c, 20c and 50c.



Shade the 10c coins to show how many you used to equal 20c and 50c.



















I can use  to count to _____ cents and _____ cents. I can't use  to count to _____ cents.





Catch the cents 1





















		
		
		
		
		
		





Catch the cents 2









On the bush path



We found four coins when we were walking on our bush path. This table shows who found each coin.

 Bella	 Narah	 Penni	 Quincey
			

Who found the coin with the highest value?

Who found the coin with the lowest value?

Read these sentences about the money Bella and her friends found. Use the pictures above to help you loop 'true' or 'false'.

Penni's coin has a lower value than Narrah's coin.	true	false
Bella's coin has a higher value than Penni's coin.	true	false
Narah's coin has the same value as Quincey's coin.	true	false
Bella's coin has a higher value than Narrah's coin.	true	false
Penni's coin has a lower value than Quincey's coin.	true	false
Quincey's coin has a higher value than Bella's coin.	true	false
All the coins have different values.	true	false
All the coins are the same size.	true	false









Printing money



Use numbers and words to print each coin value in three different ways.





Equal amounts



15 cents	40 cents
50 cents	35 cents
60 cents	





Silver coin counting on



I had ten cents and I collected these coins.

10c



I had twenty five cents and I collected these coins.

25c



I had forty cents and I collected this coin.

40c



I had thirty cents and I collected these coins.

30c



I had ten cents and I collected these coins.

20c











Silver coin skip counting



Skip count to find out how much money is in each box.
Use the **c** symbol to print your answers.



Take care with this tricky skip counting!



Cents quiz



Shade the box that has the correct answer.

What is on the front of every silver coin?	animal picture	Queen's head	platypus
Which coin is not round?	20c	10c	50c
Which coin has an echidna on it? 	5c	10c	20c
Which coin has a platypus on it? 	5c	10c	20c
Which coin has a lyre bird on it? 	5c	10c	20c
What colour is the 50c?	green	silver	gold
What colour was the 2c coin?	brown	silver	gold
Which coin is not used anymore?	1c	5c	10c
What do our silver coins have on the back?	Queen's head	year	picture



Counting cents



Skip count to find out how much money is in each box.
Use the **c** symbol to write your answers.




Take care with this tricky skip counting!










Making cents with all the cents




























How many 5c and 10c coins do you need to equal these coins?

 How many  ? Loop them.     

 How many  ? Loop them.     

How many  ? Loop them.     

 How many  ? Loop them.
           

 How many  ? Loop them
        

Make and draw two or more coins to make these amounts.	
45 cents	20 cents
50 cents	your amount


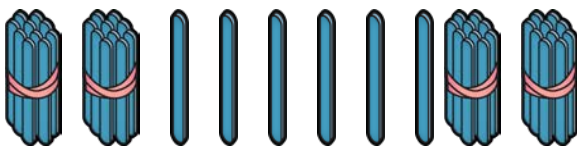
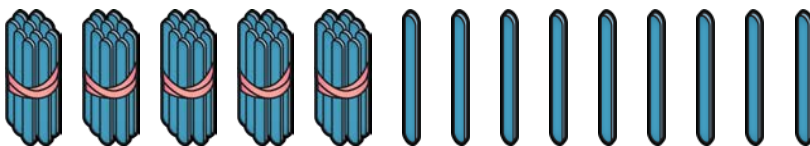





Number name match



43	forty three	fourteen	thirty four
60	six	sixteen	sixty
11	eleven	seven	one one
31	thirteen	three one	thirty one
57	fifty seven	fifty	five seven
29	second	twenty nine	two nine





The value of cents



Tick the row that shows the coins in order from lowest to highest value.

Tick the coin with the higher value in each pair.

--	--	--	--

Tick the amount with the higher value in each pair.

50c	5c	10c	20c
-----	----	-----	-----

Tick the coin with the lower value in each pair.

--	--	--	--

Tick the amount with the lower value in each pair.

10c	50c	20c	5c
-----	-----	-----	----

Print three labels for this coin.







Reflection

Please complete this reflection to assist with assessment of the student's skills and performance on Days 1 – 5.

The student is not expected to be able to complete the majority of the activities alone. Ticking the 'Some help' or 'Lots of help' columns does not indicate that the student is working below expected levels. Please add additional comments if required.

Please return with the completed set.

The student can	No help	Some help	Lots of help	Comments
identify the features of a wall calendar				
use a wall calendar to read the date				
identify items that are longer or shorter than a pencil				
model numbers using tens bundles and ones				
identify and compare the features of Australian coins – 5c, 10c, 20c and 50c				
label coins using numbers (eg 10c), words (ten cents) and both (eg 10 cents)				
understand that one and two cent coins are currency but no longer used				
work out the value of 5c, 10c, 20c and 50c using one and two cent coins				
locate the date and time on a computer				
recognize sequences based on counting by twos, fives and tens				
make o'clock times				
group and skip count by fives				



The student can	No help	Some help	Lots of help	Comments
skip count to sixty by fives using five cent coins				
skip count to identify the number of 5c coins that equal 10c, 20c and 50c				
identify and describe 2D shapes using their features				
identify by counting halved collections				
compare and order 5c, 10c, 20c and 50c coins by size				
compare and order 5c, 10c, 20c and 50c coins by value				
identify coins of higher and lower value				
locate the date and time on a mobile phone				
identify relationships between objects				
skip count using 5c, 10c and 20c				
use counting on and skip counting by 5c, 10c and 20c to find money totals				
use counting on and skip counting of mixed coins to find money totals				
make amounts using a variety of coins, eg 4 x 5c equal 20c.				
investigate and compare coins from a non-Australian country				
Other comments				





Are you certain?



certain means I am **sure**



I am **certain** I am a bilby!
Are you **certain** about any of the things in this list?
Print 'yes' or 'no' to answer the question.

	Are you certain ?
My favourite drink is apple juice.	
I am doing my maths.	
I will go swimming today.	
There are 7 days in one week.	
I know my name.	

uncertain means I am **not sure**



I am **uncertain** about what I will eat today.
Are you **uncertain** about any of the things in the list?
Print 'yes' or 'no' to answer the question.

	Are you uncertain ?
Tomorrow the weather will be cool.	
I will eat some food today.	
I will go straight to sleep tonight.	
I will eat my favourite food for dinner tonight.	
I will fly in a plane when I am ten years old.	



In the money



guess or prediction



We **guess** when we do not have any information or clues about an answer.

We **predict** when we have clues or information to help us.

I chose one of these coins. Which one did I choose? Use the clues to help you predict your answer.



	G or P?
Which coins could Bella have chosen?	

Clue: It is a round coin.

Which coins could Bella have chosen?	
--------------------------------------	--

Clue: It is not the smallest coin.

Which coins could Bella have chosen?	
--------------------------------------	--

Clue: It has a platypus on it.

Which coin did Bella choose?





It's a puzzle



Cut out each sentence along the dotted lines.

A plant will die if it is not watered.	I will be 27 years old next year.
A cat lives in my house.	I will read a book today.
If I blow up a balloon it will burst.	I will use a computer today.
Tomorrow is Wednesday.	A pig will fly past the window.
A fish can swim.	The sun will rise in the morning.
A dragon read me a story.	Summer will be hotter than winter.
If I jump up I will come down again.	I will walk on the moon tomorrow.



Narrah's chance



Penni put these balls into a bag and asked Narrah to close his eyes and choose a ball.

Read each sentence and shade the word that describes Narrah's chance of choosing each ball.



Narrah will choose a yellow ball.	certain	possible	impossible
Why?			
Narrah will choose a green ball.	certain	possible	impossible
Why?			
Narrah will choose a red ball.	certain	possible	impossible
Why?			
Narrah will choose a purple ball.	certain	possible	impossible
Why?			
Narrah will choose a red, blue or yellow ball.	certain	possible	impossible
Why?			





Possible or impossible?



possible means it **might** happen



It is **possible** that I will find a termite mound today.
Read this list and print 'yes' or 'no' to answer the question.

	Is it possible ?
I will ride my bike this week.	
I will get a real elephant for my birthday.	
My family will go out together on the weekend.	
I will fly a rocket into space next week.	
I will help my mum or dad today.	

impossible means it will **never** happen



It's **impossible** for me to fly. I don't have wings!
Read this list and print 'yes' or 'no' to answer the question.

	Is it impossible ?
Tomorrow the weather will be rainy.	
I will find a whale swimming under my bed tonight.	
I will be 20 years old next week.	
My family will turn into dragonflies.	
I will use the computer to do some of my maths.	





What is the chance?



certain

uncertain

possible

impossible

happen

will

won't

might



Possibilities



possibilities are the **possible results** of an event

Draw the two shapes onto these pop sticks to make them look like yours.



How many possible results?

Each result is called a

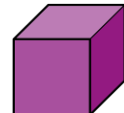
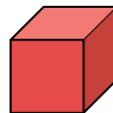
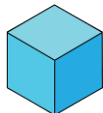
These pictures show all the possible results when we roll a die.



How many possible results?

Each result is called a

These pictures show the possible results when we choose a cube.



How many possible results?

Each result is called a






Tossing twenty




possibilities are the **possible results** of an event

Label these coin pictures with either 'head' or 'tail'.

		_____ <i>possibilities</i>
		

	Prediction	Tosses	Prediction	Tosses

	Prediction	Tosses	Prediction	Tosses


When we toss a coin we can predict guess how it will land, but we can cannot be certain because each possibility has an equal chance of being tossed



Water world



Did you know that a sea sponge is an animal? All these animals live in water like me. Read the instructions and complete the tasks.



Use red to loop the animal is beside the crab.

Use green to tick animal between the goldfish and the yabby.

Draw a blue cross on the animal above the turtle.

Use purple to loop the animal below the sea horse.

Use orange to tick animal between the blue sponge and the sea star.

Draw a shell above the crab.

Draw a black fish below the sea urchin.

What is the yabby crawling towards?

Draw another animal that lives in water in this space.





Will it happen?



Shade one box in each row to show the chance of each event happening today.

I will see a pig flying in the sky.	will happen	won't happen	might happen
I will eat eggs for my evening meal.	will happen	won't happen	might happen
I will go to bed at night.	will happen	won't happen	might happen
I will read a book.	will happen	won't happen	might happen
I will see a dinosaur in my bedroom.	will happen	won't happen	might happen
I will watch television.	will happen	won't happen	might happen
I will wash my clothes.	will happen	won't happen	might happen
I will buy new clothes.	will happen	won't happen	might happen



Always, sometimes, never










Read each sentence. Print the word that best suits you.

always

sometimes

never

I clean my teeth  after every meal.	
We have a whale  in our bath.	
My friends play computer games.	
I have seen a fish  with a kite. 	
I go swimming  in summer.	
I play in the snow  in winter.	
I like to sing. 	





Tall towers



Which tower do you think will be built first?
Print the colour name into the sentence.

I think the _____ tower
will be built first.

On the first count, the _____
tower was the tallest.

Now I think the _____
will be built first.

On the second count, the _____
tower was the tallest.

Now I think the _____ will
be built first.

The _____ tower was built
first.



Which tower?



Use red and blue pencils to draw the finished towers

The _____ tower was built first.

Will the same tower be built first in the second game? _____

The _____ tower was built first.

Will the same tower be built first in the second game? _____

The _____ tower was built first.





Draw a picture



Draw a picture to match the word in each box.

Use the chance words to print a sentence to describe each event.

always

sometimes

never





Picking up sea stars



These coloured sea stars are lying on a ledge in a pool.

red	green	yellow	green	yellow	yellow

If you closed your eyes and touched the sea stars, what is the chance that you would ...

touch a yellow sea star?	certain	possible	impossible
touch a red sea star?	certain	possible	impossible
touch a purple sea star?	certain	possible	impossible
touch a green, red or yellow sea star? 	certain	possible	impossible
touch a red sea star and a blue sea star? 	certain	possible	impossible

Will it happen?

I will walk on a cloud.	will	won't	might
I will blink my eyes.	will	won't	might
An elephant will ride a motorbike.	will	won't	might
I will feed a pet.	will	won't	might
I will use the computer.	will	won't	might
I will eat something.	will	won't	might





The language of chance



Loop all the chance words.

red	possible	seven	will happen
certain	green	might happen	uncertain
twenty	won't happen	sometimes	impossible

Shade the words that mean 'will happen' in **blue**.

Shade the words that mean 'might happen' in **purple**.

Shade the words that mean 'won't happen' in **green**.

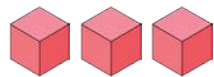
will happen	might happen	won't happen
sometimes	possible	always
uncertain	never	certain
impossible	maybe	perhaps

Are these sentences true or false?

Print T (true) or F (false) to show what you think.



If I toss a coin it is possible for me to get a head.



I have three red cubes.
It is impossible for me to choose a blue cube.



If I roll this die I am certain to roll a 6.



Sometimes when it is cloudy, it will rain.



I will never see a penguin.





Use the clues



Read Narrah's clues and you will be able to answer his questions!



I have these coins. Which one did I toss?



Read the clues to work it out. Loop the coin.

Clues: It is a round coin.
It does not show a bird.
It has a higher value than 10c.



Which is my favourite shape?

Read the clues to work it out. Loop the shape.

Clues: It has some straight sides.
It has no curved edges.
It has 5 corners.



I played Hide it with Bella. Which item did I hide?



Read the clues to work it out. Loop the item.

Clues: It is not a seed.
It does not have pointed parts.
It is not green.
It has less than 8 petals.

Which fruit is green and red and white with black seeds? Loop it.



Which fruit is round, red and green with a stalk and a core? Tick it.



Where will it land?

Possibilities are the _____ *results* of an event.

When I toss the cube there are _____ *possibilities*. The cube could land _____, _____ or _____ the streamer.

Prediction

The cube will land **ABOVE ON BELOW** the streamer most times.

Record the cube tosses.

B **below** the streamer A **above** the streamer O **on** the streamer

Toss	1	2	3	4	5	6	7	8
Prediction								
Landed								





Reflection

Please complete this reflection to assist with assessment of the student’s skills and performance on Days 6 – 10.

The student is not expected to be able to complete the majority of the activities alone. Ticking the ‘Some help’ or ‘Lots of help’ columns does not indicate that the student is working below expected levels. Please add additional comments if required.

Please return with the completed set.

The student can	No help	Some help	Lots of help	Comments
explore the time and calendar on a computer				
guess an amount of money				
count coins to get a total				
make and read times on an analogue clock				
calculate the hours passed between o'clock times on an analogue clock				
use a range of known chance terms to answer questions				
explain the meaning of the terms certain and uncertain				
identify the difference between a guess and a prediction				
use clues to make guesses and predictions to solve puzzles				
identify and describe the attributes of 2D shapes				
print times on digital clocks				
calculate the hours passed between o'clock times on an digital clock				
identify two-dimensional shapes in the environment				





The student can	No help	Some help	Lots of help	Comments
explain the meaning of the terms possible and impossible				
describe the duration of time using years, months, weeks, days and hours				
use the location terms to identify particular positions				
understand that the possible results of an event are called possibilities				
identify the number of possibilities of events happening				
make predictions based on knowledge about possibilities				
record information in a simple table				
group chance terms with similar meanings, eg possible, might happen and uncertain				
describe events using chance terms, eg possible, impossible and explain reasoning				
identify the occurrence of events using chance terminology, eg will or won't happen, never.				
Other comments				





Set return checklist

Day	Item	Check
1	Investigating cents	
	Lost cents 1 and 2	
2	Finger fun	
	How many?	
	Skip counting cents	
3	On the bush path	
	Printing money	
4	Silver coin skip counting	
	Silver coin counting on	
	Equal amounts	
	Coins from – student work	
5	Phones and calendars – video recording	
	Counting lots of ways – video recording	
	Number name match	
	Cents quiz	
	The value of cents	
	Counting cents	
	Making cents with all the cents	
	Reflection Days 1 – 5	
6	Are you certain?	
	In the money	
7	Possible or impossible?	
	Narrah’s chance	
	It’s a puzzle – student work	





Day	Item	Check
8	Water world	
	Possibilities	
	Tossing twenty	
	Will it happen?	
9	Chance words – student work	
	Always, sometimes, never	
	Tall towers	
	Which tower?	
10	I can tell you – video recording	
	About shapes – video recording	
	Make a number – video recording	
	Use the clues	
	The language of chance	
	Picking up sea stars	
	Where will it land?	
	Draw a picture	
Reflection Days 6 – 10		

